

DECCAN EDUCATION SOCIETY'S
BRIHAN MAHARASHTRA COLLEGE OF COMMERCE, PUNE
(AUTONOMOUS & AFFILIATED TO SAVITRIBAI PHULE PUNE UNIVERSITY, PUNE)
GUIDELINES OF ADMISSION PROCESS FOR
PGDBF, PGDIB, PGDT (2024-25)
& PGDBDA (conducted by BMCC)

1. **Title:** - The degree shall be titled as

- **PGDBF - Post Graduate Diploma in Banking & Finance –**
As per Savitribai Phule Pune University Rule – minimum percentage of marks is required.
- **PGDIB – Post Graduate Diploma in International Business –**
As per Savitribai Phule Pune University Rule – minimum percentage required for open category is 50% aggregate Marks & Students belonging reserve category 45% aggregate Marks
- **PGDT – Post Graduate Diploma in Taxation-**
As per Savitribai Phule Pune University Rule – minimum percentage of marks is required.
- **PGDBDA - Post Graduate Diploma in Big Data Analytics**
As per BMCC Autonomous Rule- (Conducted by BMCC)

2. **Eligibility criteria:** -

A bachelor degree in any faculty. Students should fill the online application form.

3. **Duration:** - The Course shall be a part-time course and the duration of the course shall be one year.
 4. **Medium of Instruction:** - Medium of instruction shall be in English only.
 5. **Graduation Marks** – All semesters to be considered (not only final semester marks)
 6. **Final Merit List** will be on basis of Graduation degree score.
 7. **Final Merit List** will be displayed few days after the display of Consolidated List.
-



Deccan Education Society's

Brihan Maharashtra College of Commerce, Pune
(Autonomous & Affiliated to Savitribai Phule Pune University, Pune)
Instructions to fill the PG Application Form for A.Y. 2024-2025.

Steps For PG Application Form Filling Process

Step 1. Open the link given below: <https://registration.deccansociety.org/Registration/Apply/BMCC>

Step 2. Click the Go To Sign-Up option

BRIHAN MAHARASHTRA COLLEGE OF COMMERCE(DES)
B45, Shivajinagar, Pune, Maharashtra 411004

ONLINE REGISTRATION

NOW OPEN FOR REGISTRATION

Student Institution

Username*

Password*

Forgot password?

LOGIN GO TO SIGN UP

Click here for Sign up

NOTICE
IMPORTANT DATES FOR ONLINE REGISTRATION APPLICATION 2022

| | |
|-------------------------------------------|----------------------------------------------------|
| PGDIB-SEM 1 | Start from 03/09/2021 10:00AM to 24/09/2021 6:00PM |
| PGDBF-SEM 1 | Start from 03/09/2021 10:00AM to 24/09/2021 6:00PM |
| PGDBDA-SEM 1 | Start from 03/09/2021 10:00AM to 24/09/2021 6:00PM |
| GROUP - 4 [B.VOC.FILM MAKING & DRAMATICS] | Start from 05/02/2022 11:59PM to 19/02/2022 6:00PM |
| GROUP - 3 [B.COM FINTECH] | Start from 14/05/2022 12:00AM to 19/05/2022 6:00PM |

Step 3. Fill Username, Password, Confirm Password, Mobile Number and Email Id. Click the Register.

BRIHAN MAHARASHTRA COLLEGE OF COMMERCE(DES)
845, Shivajinagar, Pune, Maharashtra 411004

Online Registration

ONLINE REGISTRATION

NOW OPEN FOR REGISTRATION

NOTICE
IMPORTANT DATES FOR ONLINE REGISTRATION/APPLICATION 2022

| | |
|--------------------------------------------|----------------------------------------------------|
| PGDIB-SEM 1 | Start from 03/09/2021 10:00AM to 24/09/2021 6:00PM |
| PGDIF SEM 1 | Start from 03/09/2021 10:00AM to 24/09/2021 6:00PM |
| PGDIDA SEM 1 | Start from 03/09/2021 10:00AM to 24/09/2021 6:00PM |
| GROUP - 4 [B.VOC. FILM MAKING & DRAMATICS] | Start from 06/02/2022 11:59PM to 19/05/2022 6:05PM |
| GROUP - 3 [B.COM FINTECH] | Start from 14/05/2022 10:00AM to 18/05/2022 6:05PM |

Confirm Password*

Mobile Number*

Email Id

Don't have Email then Click here Create Gmail Account

NO TO LOGIN REGISTER

Step 4. Click on APPLY FOR and select Diploma option Click on Continue after selecting option.

BRIHAN MAHARASHTRA COLLEGE OF COMMERCE(DES)
845, Shivajinagar, Pune, Maharashtra 411004

Instructions

Logout

Apply For* UNDERGRADUATE

Continue

User Manual of Online Registration

Step 1. Open the link given below.
<http://registration.jbc.ac.in/apply/BAEC>

Step 2. Click the Go To Sign-Up option

ONLINE REGISTRATION

Developed By: MasterSoft LLP, Solapur (PVT) LTD, Registar

Step 5. Fill details of student personal section and parent information. Fill other information details click on Save & Next.

Personal Details

Fill all your details carefully.

- In sports achievement mention only State / National / International (Only these categories will be considered)
- For students belonging to defence background - In social reservation select only one category Ex-serviceman or Active serviceman.

Student Personal Section

| | | | |
|---------------|---------------------------|-----------------|----------------------------------------------|
| Title * | Last Name/Surname * | First Name * | Middle Name |
| MR | LAST | FIRST | MIDDLE |
| Mobile No. * | Email Id * | Gender * | Date of Birth (as per Leaving Certificate) * |
| 9133551008 | shweta.lalange@deccan.org | Male | 15/03/2001 |
| Mother Tongue | Birth Place * | Birth Country * | Birth / Domicile State * |
| GUJARATI | PUNE | INDIA | Andhra Pradesh |

Step 6. Fill address details with PIN code. Select (same as permanent address) checkbox if temporary and permanent both addresses are same. Click Save & Next.

Address Details

Fill your correct details in address.

Residence / Permanent Address

| | | | |
|---------------------|------------|---------|------------|
| Permanent Address * | Country * | State * | District * |
| XXXX | BANGLADESH | XXXX | XXXX |
| City/Village * | PIN Code * | | |
| XXXX | 336663 | | |


Correspondence / Local Address

Same as Permanent Address

| | | | |
|---------------------|------------|---------|------------|
| Temporary Address * | Country * | State * | District * |
| XXXX | BANGLADESH | XXXX | XXXX |
| City/Village * | PIN Code * | | |
| XXXX | 336663 | | |

Save & Next

Enter educational details. Click on Add button After entering details, Click on Save & Next.

BRIHAN MAHARASHTRA COLLEGE OF COMMERCE(DES) Hello, TESTBMCC1


1 Personal 2 Address 3 Education 4 Photo Signature 5 Course Selection

Education Details

ENTER YOUR CORRECT EDUCATION DETAILS. IT WILL BE CONSIDER FOR MERIT LIST


| | | | |
|------------------------|----------------------|-------------------------|-----------------------|
| Exam Level * | Exam Name * | Board/University * | Year of Passing * |
| Please Select | Ex. HSC/SSC/UG/PG | Search Board/University | Enter Year of Passing |
| Exam Seat Number * | Obtained Marks * | Total Marks * | Percentage * |
| Enter Exam Seat Number | Enter Obtained Marks | Enter Total Marks | Enter Percentage % |

Add

| Exam Level | Name of Exam | Total Marks | Obt. Marks | CGPA | Delete |
|------------|--------------|-------------|------------|------|-------------------------------------------------------------------------------------|
| 10TH | FFFF | 900 | 350 | |  |

Save & Next

Upload photo and upload passport type photo. Click Upload Sign to upload the signature.

BRIHAN MAHARASHTRA COLLEGE OF COMMERCE(DES) Hello, TESTBMCC1


1 Personal 2 Address 3 Education 4 Photo Signature 5 Course Selection

Photo and Signature Details

Upload your photo and signature as it is compulsory.

Student Photo


Upload Photo



* Please Select Valid Image File(e.g. JPG,GIF,PNG) (Max size 500 kb)

Student Signature

Upload Sign



* Please Select valid Image File(e.g. JPG,GIF,PNG) (Max size 300 kb)

Save & Next

Step 9. Click Course where you want to apply.

BRIHAN MAHARASHTRA COLLEGE OF COMMERCE(DE

1 Personal 2 Address 3 Education 4 Photo Signature 5 Course Selection

Course Selection

Please let the page load completely, before proceeding with course selection.

Course*

Please Select

Please Select

FY MCOM SEM1.

| Course | Application No | Application Status | Paymode | Action | Payment Rec |
|---------------|---------------------|--------------------|---------|-------------------------|-------------|
| FY MCOM SEM1. | FY M.Com 2024-25 -1 | NOT-CONFIRM | NA | Proceed | |

Step 10. Fill details of last qualifying exam.

Fill obtained marks and total marks if result is published.

BRIHAN MAHARASHTRA COLLEGE OF COMMERCE(DE

1 Personal 2 Address 3 Education 4 Photo Signature 5 Course Selection 6 Last Qualifying 7 Documents 8 Payment 9 Confirm Registration

Last Qualifying Exam Details =>Application No:- FY M.Com 2024-25 -1

Last Qualifying Subject Details

Last Exam Name*
 UNDER GRADUATE

Board/University*
 Please Select

School/College*
 Enter School/College Name

Last Exam Roll No.
 Enter Last Exam Roll No.

Obtained Marks*
 Enter Obtained Marks

Total Marks*
 Enter Total Marks

Percentage
 0 %

Year Of Passing
 Enter Year Of Passing

Stream*
 COMMERCE

Gap in Education
 Yes No

Note: Do not enter marks for not applicable subject

| Subject | Obt. Marks | Total Marks |
|---------|------------|-------------|
|---------|------------|-------------|

Step 11. Select document on clicking Name of Document. Click Browse option to upload the document. Click Add option. Add caste certificate if necessary. Click on Save & Next after uploading document. * marked document uploading is compulsory.

Upload Document ⇒ Application No:- BCOM7

Name of Document: Please Select

Upload Document: Browse...

Document List

| Name of Document | Download | Delete |
|-----------------------------------------------------|----------|--------|
| 10TH MARKSHEET | Download | Delete |
| SPORTS (STATE / NATIONAL/INTERNATIONAL) CERTIFICATE | Download | Delete |

Save & Next

Step 12. After completion Click Go to Confirm Page.

Application Confirm ⇒ Application No: BBA15

To enter std 12th marks uncheck Appeared in Last qualifying examination and enter marks. After that form will be confirmed

Note:
Please click on Confirm Application button for final registration.
You can not update application once confirmed.
Kindly preview Application before Application Confirm to receive Email for Application Print & Payment Receipt

By clicking Confirm, you agree to the Terms and Conditions set out by this site, including our use of Cookies

PREVIEW APPLICATION

Step 15. Click PREVIEW APPLICATION to preview all data. Click CONFIRM APPLICATION to proceed.